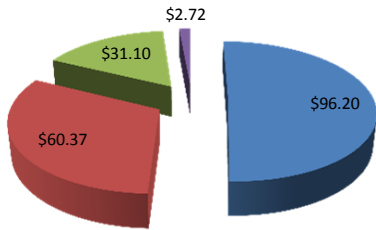


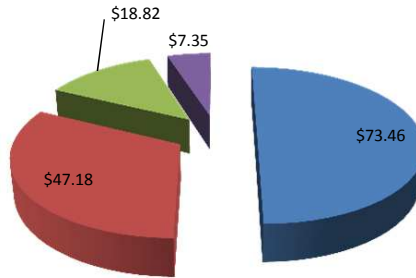
Sample_Region_B.xlsm/Per_RO_Summary
 Provided Exclusively by:
 Jobber Name

SP001



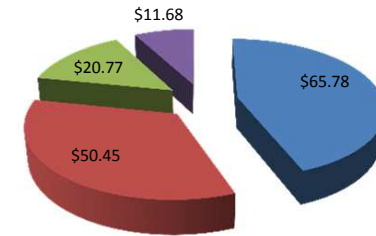
Color Per RO Clear Per RO Surf Per RO Other Per RO

SP002



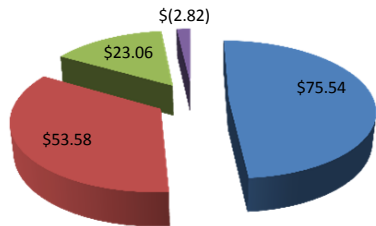
Color Per RO Clear Per RO Surf Per RO Other Per RO

SP006



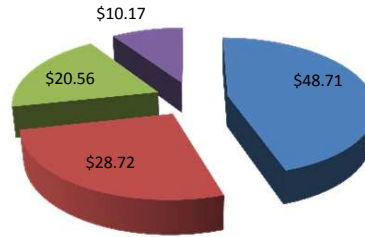
Color Per RO Clear Per RO Surf Per RO Other Per RO

SP003



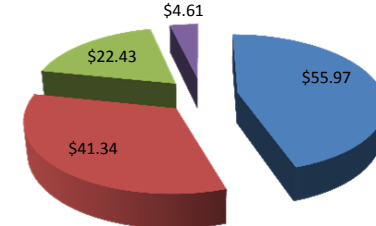
Color Per RO Clear Per RO Surf Per RO Other Per RO

SP004



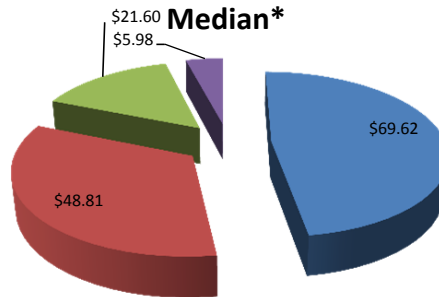
Color Per RO Clear Per RO Surf Per RO Other Per RO

SP005



Color Per RO Clear Per RO Surf Per RO Other Per RO

Median*



Color Per RO Clear Per RO Surf Per RO Other Per RO

This dollar values are all based on as invoiced costs,
 and do not reflect any EOM rebates or credits.